

FREE EBOOK

Reading Level Assessment Quiz

by L. A. Gilzene

Hi there!

Thanks so much for stopping by and downloading this guide.

If helping your child learn to read feels a bit daunting—I get it. I've worked with teachers and parents for years and understand the frustration. But don't worry, you're not alone!

This guide is designed to make things simple and stress-free. With just a few quick assessments, you'll get a clearer picture of where your child is in their reading journey and how to support them. No complicated methods, no pressure—just practical steps to help your child grow into a confident reader.

You've got this, and I'm here to help!

Happy reading,

L. A. Gilzene

Reading Level Assessment Tool

Instructions

Use this tool to evaluate your child's reading progress by assessing foundational skills.

- Read each question aloud and observe your child's response.
 - Mark **✓ Yes** if they succeed or **✗ No** if they struggle.
 - Follow the **Next Steps** for targeted support.
-

Letter Recognition & Sound Awareness

Recognizing letters and their sounds is the foundation of reading.

Children must identify letters and understand the sounds they make before they can form words.

Can your child name the letters of the alphabet when shown in random order?

- **Yes** → Move on to letter sounds.
- **No** → Use alphabet charts, tracing activities, and letter-matching games.

Can your child say the correct sound when shown a letter?

- **Yes** → Proceed to blending sounds.
- **No** → Practice letter-sound correspondence with phonics songs and flashcards.

Can your child identify the first sound in a spoken word? (e.g., What sound do you hear at the beginning of "sun"?)

- **Yes** → Try segmenting full words.
 - **No** → Play games like "I Spy" with letter sounds to reinforce phonemic awareness.
-

Blending & Decoding Words

Blending is the process of putting letter sounds together to read words.

This skill is crucial for decoding unfamiliar words.

Can your child blend three sounds to read a simple CVC word? (e.g., "c-a-t" → "cat")

- **Yes** → Move on to reading simple sentences.
- **No** → Practice blending with magnetic letters, tapping out sounds, or phonics drills.

Can your child read a simple sentence with common words? (e.g., "The cat is big.")

- **Yes** → Introduce digraphs (sh, ch, th) and blends (bl, st, dr).
 - **No** → Use predictable books and guide them through sounding out words.
-

High-Frequency (Sight) Words

Sight words are common words that don't always follow phonics rules.

Recognizing them by sight helps children read more fluently.

Can your child recognize and read high-frequency words like "the," "you," and "she" without sounding them out?

- **Yes** → Test reading fluency with short stories.
- **No** → Use flashcards, repetition, and sight word games.

Can your child read a short story and answer simple questions about it?

- **Yes** → Encourage discussion about the story's meaning.
 - **No** → Focus on comprehension strategies like retelling with pictures.
-

Comprehension & Fluency

Reading is more than recognizing words—it's about understanding and enjoying stories.

Comprehension helps children engage with what they read.

Can your child read a short paragraph smoothly, without pausing too much?

- **Yes** → Work on expression and reading longer passages.
- **No** → Practice rereading familiar books to build fluency.


Can your child answer questions about what they just read? (Who, What, Where, Why?)


- **Yes** → Introduce higher-level thinking questions.
- **No** → Pause and discuss key points while reading together.


Can your child predict what will happen next in a story?

- **Yes** → Try discussing themes and character motivations.
- **No** → Ask guiding questions before turning the page.


Interpreting the Results

 **Mostly "Yes"** – Your child is progressing well! Continue challenging them with more complex books and comprehension activities.


 **A mix of "Yes" and "No"** – Focus on the areas where they struggled using targeted practice and engaging activities.


 **Mostly "No"** – Your child may need extra support with foundational reading skills. Try multi-sensory learning techniques and spend more time on phonics and sight words.


Next Steps Based on Results

 **If struggling with letters & sounds** → Work on phonics songs, letter tracing, and interactive games.

 **If struggling with blending** → Use magnetic letters and word-building activities.

 **If struggling with fluency** → Practice reading aloud daily with simple books.

 **If struggling with comprehension** → Ask questions and discuss stories together.

 **Download & Print** this checklist to track your child's progress over time!

Want more tips? Sign up for our weekly newsletter, where we share simple, actionable strategies to support your child's reading development. Whether you're a parent or a teacher, you'll get fresh ideas, resources, and encouragement straight to your inbox!

 [M&M Reading Lab](#) and let's make reading fun and easy together!

Happy reading!